

Work Progress Photo Report – Grid Layout



Photo #1. Project site before commencement of work



Photo #2. Site preparation activities in progress



Photo #3. Ground clearing and leveling completed




Photo #4. Initial excavation work completed



Photo #5. Foundation construction completed



Photo #6. Structural frame assembly started



Photo #7. Structural frame construction in progress




Photo #8. Structural frame completed according to project schedule

Work Progress Photo Report – Grid Layout



Photo #9. Structural frame completed according to project schedule



Photo #10. Roof construction completed




Photo #11. Electrical systems installation in progress



Photo #12. Plumbing systems installation completed



Photo #13. Interior finishing work in progress



Photo #14. Equipment installation completed



Photo #15. Final project inspection conducted



Photo #16. Completed project ready for operation

Create your own photo report online

Use Photo Reports to create structured PDF and Word photo reports with layouts, captions and export tools.

- Automatic page layouts
- PDF and DOCX export
- Photo captions and comments
- Before and after reports
- Inspection and maintenance reports

<https://photo-reports.online>