


# Construction Photo Report – Progress Documentation Layout

**Photo #1** Site preparation work completed before the start of construction




**Photo #2** Excavation work performed according to project requirements



**Photo #3** Foundation construction in progress



**Photo #4** Reinforcement installation completed before concrete pouring



# Construction Photo Report – Progress Documentation Layout

**Photo #5** Concrete pouring operation performed on foundation elements



**Photo #6** Structural frame assembly in progress



**Photo #7** Exterior wall construction completed for the building section




**Photo #8** Roof installation work completed



# Construction Photo Report – Progress Documentation Layout

**Photo #9** Electrical systems installation in progress




**Photo #10** Plumbing systems installation completed in designated areas



**Photo #11** Interior wall finishing work in progress




**Photo #12** Flooring installation completed according to project specifications



# Construction Photo Report – Progress Documentation Layout

**Photo #13** Final inspection of completed construction works



**Photo #14** Exterior landscaping completed around the facility



**Photo #15** Completed building exterior after construction



**Photo #16** Completed building interior ready for operation



# Construction Photo Report – Progress Documentation Layout

## Create your own photo report online

Use Photo Reports to create structured PDF and Word photo reports with layouts, captions and export tools.

- Automatic page layouts
- PDF and DOCX export
- Photo captions and comments
- Before and after reports
- Inspection and maintenance reports

<https://photo-reports.online>